



MATE-N-LOK | Commercial MATE-N-LOK

TE Internal #: 163305-1

Power Contacts, Contact, 250 VAC, Unplated, 20 – 17 AWG Wire Size, .5 – 1 mm² Wire Size, Wire-to-Wire, Wire & Cable, Crimp, Pin, Commercial MATE-N-LOK

[View on TE.com >](#)

Connectors > Power Connectors > Power Contacts



Power Contact Type: **Contact**

Operating Voltage: **250 VAC**

Contact Mating Area Plating Material: **Unplated**

Wire Size: **.5 – 1 mm²**

Features

Product Type Features

| | |
|-----------------------------------|--------------|
| Power Contact Type | Contact |
| Connector System | Wire-to-Wire |
| Connector & Contact Terminates To | Wire & Cable |

Electrical Characteristics

| | |
|-------------------|---------|
| Operating Voltage | 250 VAC |
|-------------------|---------|

Contact Features

| | |
|--|-----------------|
| Contact Shape & Form | Round |
| Contact Mating Area Plating Material | Unplated |
| Contact Current Rating (Max) | 15 A |
| Contact Type | Pin |
| Contact Retention Within Housing | With |
| Mating Pin Diameter | 2.1 mm[.082 in] |
| Contact Base Material | Brass |
| Wire Contact Termination Area Plating Material | Tin-Lead |
| Contact Orientation | Straight |



| | |
|-------------|-------------|
| Barrel Type | Open Barrel |
|-------------|-------------|

Termination Features

| | |
|------------------------------------|-------|
| Termination Method to Wire & Cable | Crimp |
|------------------------------------|-------|

Mechanical Attachment

| | |
|---------------------------------------|---------------|
| Contact Retention Type Within Housing | Locking Lance |
|---------------------------------------|---------------|

| | |
|-------------------------|----------------------------|
| Connector Mounting Type | Cable Mount (Free-Hanging) |
|-------------------------|----------------------------|

| | |
|-------------------------|---------|
| Wire Insulation Support | Without |
|-------------------------|---------|

Dimensions

| | |
|-----------|------------------------|
| Wire Size | .5 – 1 mm ² |
|-----------|------------------------|

| | |
|--|------------------------------|
| Accepts Wire Insulation Diameter Range | 1.8 – 3.3 mm [.071 – .13 in] |
|--|------------------------------|

Usage Conditions

| | |
|-----------------------------|-----------------------------|
| Operating Temperature Range | -55 – 105 °C [-67 – 221 °F] |
|-----------------------------|-----------------------------|

Industry Standards

| | |
|------------------|-------------------------------|
| Glow Wire Rating | Standard Part - Not Glow Wire |
|------------------|-------------------------------|

| | |
|------------|----|
| VDE Tested | No |
|------------|----|

Packaging Features

| | |
|------------------|-------------|
| Packaging Method | Loose Piece |
|------------------|-------------|

| | |
|--------------------|-----|
| Packaging Quantity | 500 |
|--------------------|-----|

Other

| | |
|-----------------|---------------|
| Wire/Cable Type | Discrete Wire |
|-----------------|---------------|

| | |
|-----------|----------|
| Wire Type | Stranded |
|-----------|----------|

| | |
|--------------|-------------------|
| For Use With | Pin (Cap) Housing |
|--------------|-------------------|

Product Compliance

[For compliance documentation, visit the product page on TE.com>](#)

| | |
|------------------------------|-----------|
| EU RoHS Directive 2011/65/EU | Compliant |
|------------------------------|-----------|

| | |
|-----------------------------|-----------|
| EU ELV Directive 2000/53/EC | Compliant |
|-----------------------------|-----------|

| | |
|---|---|
| China RoHS 2 Directive MIIT Order No 32, 2016 | No Restricted Materials Above Threshold |
|---|---|

| | |
|--|---|
| EU REACH Regulation (EC) No. 1907/2006 | Current ECHA Candidate List: JUNE 2022 (224) Candidate List Declared Against: JUNE 2022 (224) Does not contain REACH SVHC |
|--|---|

Halogen Content

Low Halogen - Br, Cl, F, I < 900 ppm per homogenous material. Also BFR/CFR/PVC Free

Solder Process Capability

Not applicable for solder process capability

Product Compliance Disclaimer




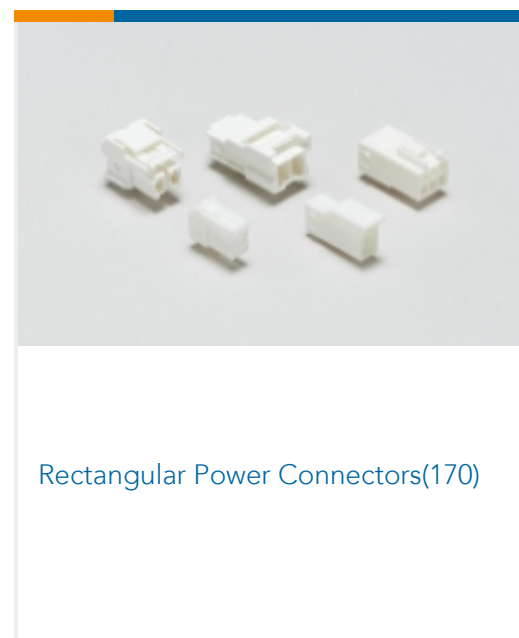


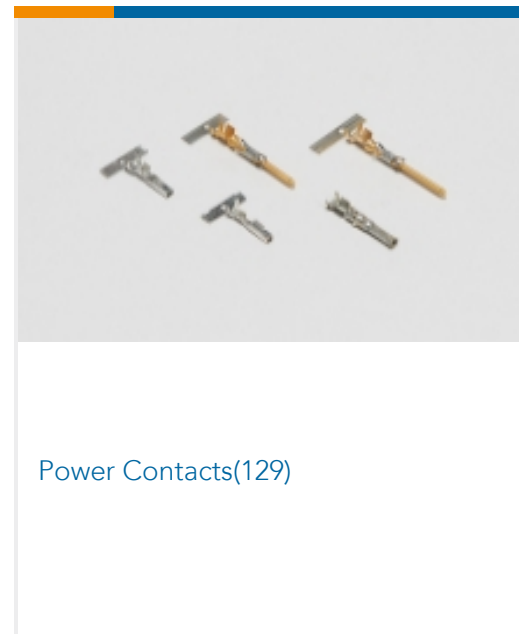
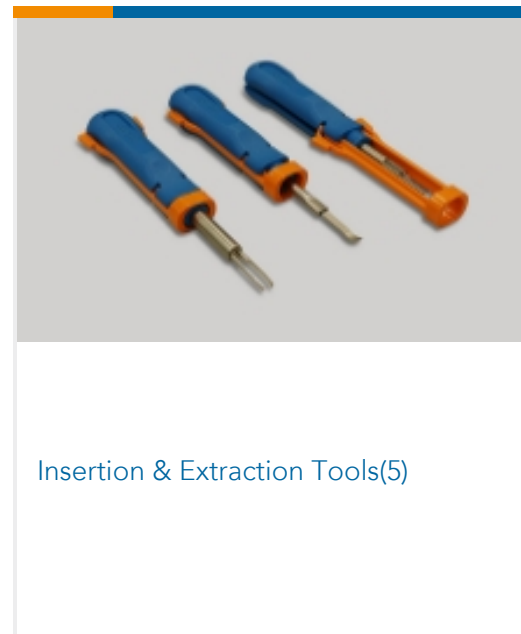
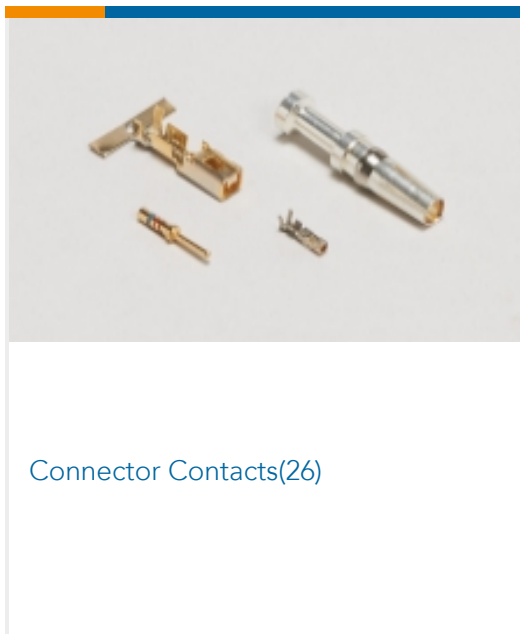
This information is provided based on reasonable inquiry of our suppliers and represents our current actual knowledge based on the information they provided. This information is subject to change. The part numbers that TE has identified as EU RoHS compliant have a maximum concentration of 0.1% by weight in homogenous materials for lead, hexavalent chromium, mercury, PBB, PBDE, DBP, BBP, DEHP, DIBP, and 0.01% for cadmium, or qualify for an exemption to these limits as defined in the Annexes of Directive 2011/65/EU (RoHS2). Finished electrical and electronic equipment products will be CE marked as required by Directive 2011/65/EU. Components may not be CE marked. Additionally, the part numbers that TE has identified as EU ELV compliant have a maximum concentration of 0.1% by weight in homogenous materials for lead, hexavalent chromium, and mercury, and 0.01% for cadmium, or qualify for an exemption to these limits as defined in the Annexes of Directive 2000/53/EC (ELV). Regarding the REACH Regulation, the information TE provides on SVHC in articles for this part number is based on the latest European Chemicals Agency (ECHA) 'Guidance on requirements for substances in articles' posted at this URL: <https://echa.europa.eu/guidance-documents/guidance-on-reach>

Compatible Parts





Also in the Series | Commercial MATE-N-LOK



Documents



Product Drawings

MATENLOK PIN

English

CAD Files

3D PDF

3D

Customer View Model

[ENG_CVM_CVM_163305-1_C.2d_dxf.zip](#)

English

Customer View Model

[ENG_CVM_CVM_163305-1_C.3d_igs.zip](#)

English

Customer View Model

[ENG_CVM_CVM_163305-1_C.3d_stp.zip](#)

English

By downloading the CAD file I accept and agree to the [Terms and Conditions](#) of use.

Product Specifications

Product Specification

English

Product Environmental Compliance

[MD_163305-1_030320181141_dmtec](#)

English

[MD_163305-1_030320181141_dmtec](#)

English